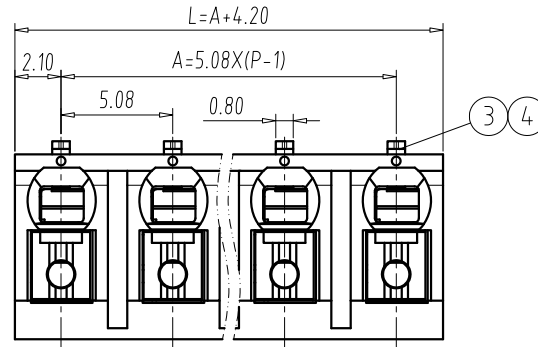
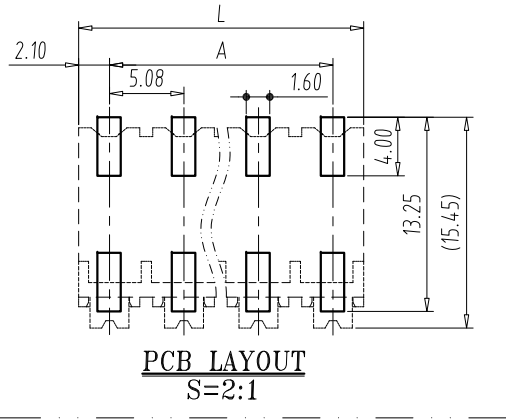


FILE: TLM\004\TLM-004RS-5.08-XXP-X

REV	E.C.N NO.	CONTENT	CHK	DATE
V1.0		ORIGINAL	YHZ	2022.06.10



**NOTES:**

1. UL:

Rating:300V, 12A  
Insulation Withstands Voltage:AC1600V/MIN  
Suitable Electric Wire:28AWG~16AWG

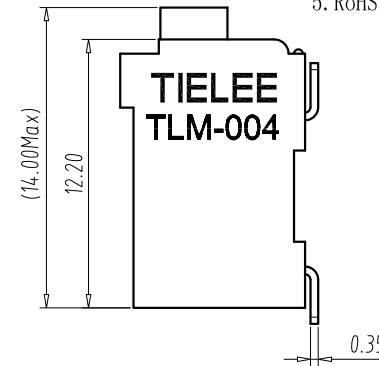
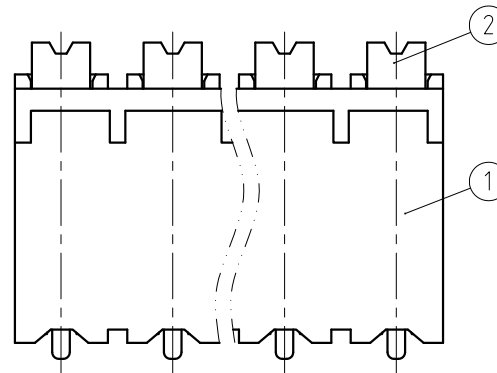
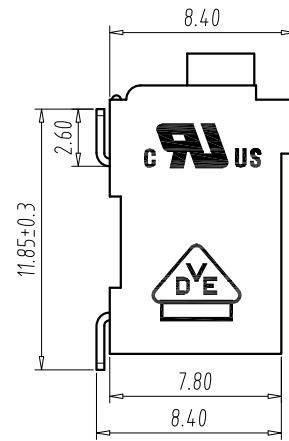
2. IEC:

Rating:320V, 17.5A  
Rate Impulse Voltage:4000V  
Insulation Resistance:500MΩ or more at DC500V  
Contact Resistance:≤5mΩ  
Material Group: I  
Pollution Degree:2  
Overvoltage Category:III  
Suitable Electric Wire:0.2mm<sup>2</sup>~1.5mm<sup>2</sup>

3.Using Temperature Range:-40℃~+130℃

4.Strip length:8.0~9.0mm

5. RoHS compliance



DIM	P	2	3	4	5	6	7	8	9	10	11	12			
		A	5.08	10.16	15.24	20.32	25.4	30.48	35.56	40.64	45.72	50.8	55.88		
DIM	P	13	14	15	16	17	18	19	20	21	22	23	24		
		A	60.96	66.04	71.12	76.2	81.28	86.36	91.44	96.52	101.6	106.68	111.76	116.84	
DIM	P	L	9.28	14.36	19.44	24.52	29.6	34.68	39.76	44.84	49.92	55.0	60.08		
		L	65.16	70.24	75.32	80.4	85.48	90.56	95.64	100.72	105.8	110.88	115.96	121.04	
Total Pitch Tolerances in mm						Nominal dimension range in mm									
over	over	over	over	over	over	over	over	over	over	over	over	over	over	over	
0	30	53	70	90	115	150	200	250	300	350	400	450	500	550	
to	to	to	to	to	to	to	to	to	to	to	to	to	to	to	
30	53	70	90	115	150	200	250	300	350	400	450	500	550	600	
±0.20	±0.25	±0.30	±0.35	±0.44	±0.55	±0.70	±0.85	±1.00	±0.25	±0.35	±0.44	±0.55	±0.70	±0.80	±1.20

4	SOLDER PIN	P	H-Copper Alloy	Tin Plated
3	SPRING	P	Stainless	/
2	LEVER	P	PA-HT	UL94 V-0
1	HOUSING	1	PA-HT	UL94 V-0
ITEM	NAME OF PART	Q'TY	MATERIAL	NOTE

DWG.	YHZ	DATE	2022.06.10	UNITS	MM	SHEET/OF	1/1
CHK.		DATE		SCALE	3 : 1	A4	
APP.		DATE		NAME	TLM-004RS-5.08-XXP-X		
				DWGNO.	TLDW-TLM004RS5.08XXPX		
ELECTRICAL MACHINERY(NINGBO)CO.,LTD.							